






2009 NAPLAN Achievement Bands by Strand for Year 9 Test

For Alexandra Hills State High School (2175) Students

(Preliminary Data for 2009)

Proportions of Year 9 Students in each Achievement Scale Band

Year		Achievement Band %						Count			NMS %
		<5	6	7	8	9	10	n	Exempt	Absent/ Withdrawn	
Reading											
2009	School	8.1	28.0	26.6	28.8	6.3	2.2	271	0	19	91.9
	State Schools	14.8	20.0	27.2	24.3	11.3	2.4				85.2
	National	7.8	15.5	27.0	28.7	16.0	5.0				92.2
Writing											
2009	School	8.1	25.7	26.1	27.2	9.2	3.7	272	0	18	91.9
	State Schools	17.9	25.5	21.2	20.9	9.6	4.9				82.1
	National	12.3	18.9	26.7	22.1	12.6	7.4				87.7
Spelling											
2009	School	7.7	19.8	39.6	22.7	7.7	2.6	273	0	17	92.3
	State Schools	14.4	16.7	31.1	22.6	10.5	4.6				85.6
	National	10.3	16.0	26.8	25.7	14.9	6.2				89.7
Grammar and Punctuation											
2009	School	9.5	19.8	39.6	22.3	5.1	3.7	273	0	17	90.5
	State Schools	16.9	18.3	32.3	19.5	8.3	4.7				83.1
	National	9.7	17.3	27.9	26.1	14.1	4.9				90.3
Numeracy											
2009	School	3.3	23.8	35.7	23.4	10.8	3.0	269	0	21	96.7
	State Schools	6.9	20.4	34.3	24.3	11.0	3.1				93.1
	National	5.1	14.9	28.3	28.0	16.2	7.5				94.9

Colour Key Legend			
	Band At NMS		NMS % Above National
	Band Below NMS		NMS % Similar to National
			NMS % Below National